

KEDIA ADVISORY

# DAILY SPICES REPORT

15 Mar 2024

- JEERA
- DHANIYA
- TURMERIC



Kedia Stocks & Commodities Research Pvt. Ltd.

Research Advisory | White Labelling | Digital Marketing



## NCDEX Future Market Update

Commodity	Expiry	Open	High	Low	Close	% Change
TURMERIC	19-Apr-24	19,120.00	19,120.00	18,310.00	18,744.00	-3.23
TURMERIC	20-Jun-24	19,500.00	19,500.00	18,680.00	18,942.00	-4.14
JEERA	19-Apr-24	25,110.00	25,110.00	24,050.00	24,330.00	-3.34
JEERA	20-May-24	25,750.00	25,750.00	24,005.00	24,155.00	-3.84
DHANIYA	19-Apr-24	8,014.00	8,040.00	7,756.00	7,860.00	-2.53
DHANIYA	20-May-24	8,100.00	8,100.00	7,840.00	7,938.00	-2.51

## Spot Market Update

Commodity	Place	Price	% Chg
Jeera	उंझा	27,243.70	-0.68
Jeera	जोधपुर	27,000.00	0
Dhaniya	गोंडल	7,940.95	-0.35
Dhaniya	कोटा	7,873.00	0.6
Turmeric (Unpolished)	निजामाबाद	15,950.45	-0.56
Turmeric (Farmer Polished)	निजामाबाद	16,735.30	-1.11

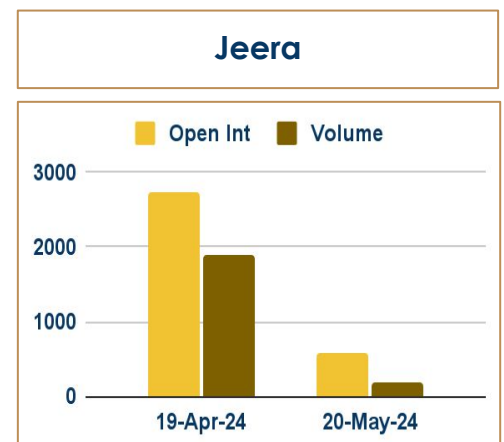
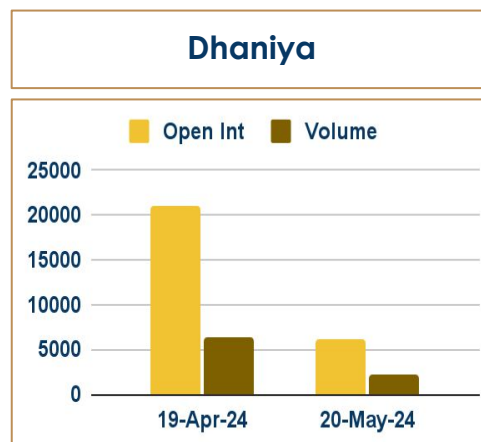
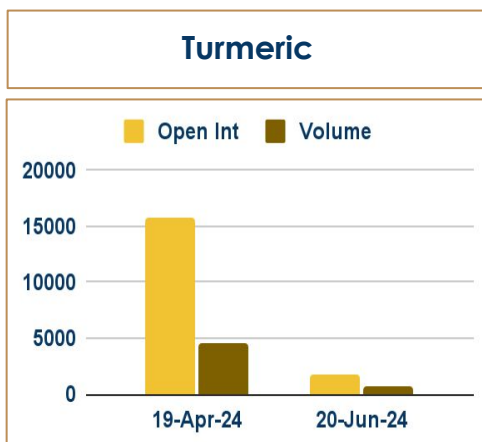
## Currency Market Update

Currency	Country	Rates
USDINR	India	82.97
USDCNY	China	7.20
USDBDT	Bangladesh	110.40
USDHKD	Hongkong	7.82
USDMYR	Malaysia	4.70
USDAED	UAE	3.67
EURUSD	Europe	1.09

## Open Interest Snapshot

Commodity	Expiry	% Change	% Oi Change	Oi Status
TURMERIC	19-Apr-24	-3.23	-3.11	Long Liquidation
TURMERIC	20-Jun-24	-4.14	4.65	Fresh Selling
JEERA	19-Apr-24	-3.34	-0.76	Long Liquidation
JEERA	20-May-24	-3.84	6.49	Fresh Selling
DHANIYA	19-Apr-24	-2.53	-2.51	Long Liquidation
DHANIYA	20-May-24	-2.51	12.73	Fresh Selling

## OI & Volume Chart



Technical Snapshot



SELL JEERA APR @ 24600 SL 25000 TGT 24200-23800. NCDEX

Spread JEERA MAY-APR -175.00

Observations

Jeera trading range for the day is 23440-25560.

Jeera dropped as jeera acreage hits a four-year high in current season.

However downside seen limited in wake of emerging weather risk in Rajasthan and Gujarat that may affect the yield.

Stockists are showing interest in buying on recent downfall in prices triggering short covering.

In Unjha, a major spot market, the price ended at 27243.7 Rupees dropped by -0.68 percent.

Trading Levels

Commodity	Expiry	Close	R2	R1	PP	S1	S2
JEERA	19-Apr-24	24,330.00	25560.00	24950.00	24500.00	23890.00	23440.00
JEERA	20-May-24	24,155.00	26390.00	25280.00	24640.00	23530.00	22890.00

Technical Snapshot



SELL DHANIYA APR @ 7900 SL 8000 TGT 7800-7700. NCDEX

Spread **DHANIYA MAY-APR** 78.00

Observations

Dhaniya trading range for the day is 7602-8170.

Dhaniya dropped amid huge stocks with farmers and stockists.

However, downside seen limited amid lower sowing and robust export demand.

In Nov 2023 around 3,058.06 tonnes of dhaniya was exported as against 3,918.54 tonnes in Oct 2023 showing a drop of 21.96%.

In Nov 2023 around 7,320.13 tonnes of dhaniya was imported as against 4,511.95 tonnes in Oct 2023 showing a rise of 62.23%.

Trading Levels

Commodity	Expiry	Close	R2	R1	PP	S1	S2
DHANIYA	19-Apr-24	7,860.00	8170.00	8016.00	7886.00	7732.00	7602.00
DHANIYA	20-May-24	7,938.00	8220.00	8080.00	7960.00	7820.00	7700.00

Technical Snapshot



SELL TURMERIC APR @ 19000 SL 19300 TGT 18600-18300. NCDEX

Spread TURMERIC JUN-APR 198.00

Observations

Turmeric trading range for the day is 17914-19534.

Turmeric dropped on profit booking after prices rose amid below normal supplies

Festivals ahead in coming months and commencement of wedding season demand is likely to keep buyers engage.

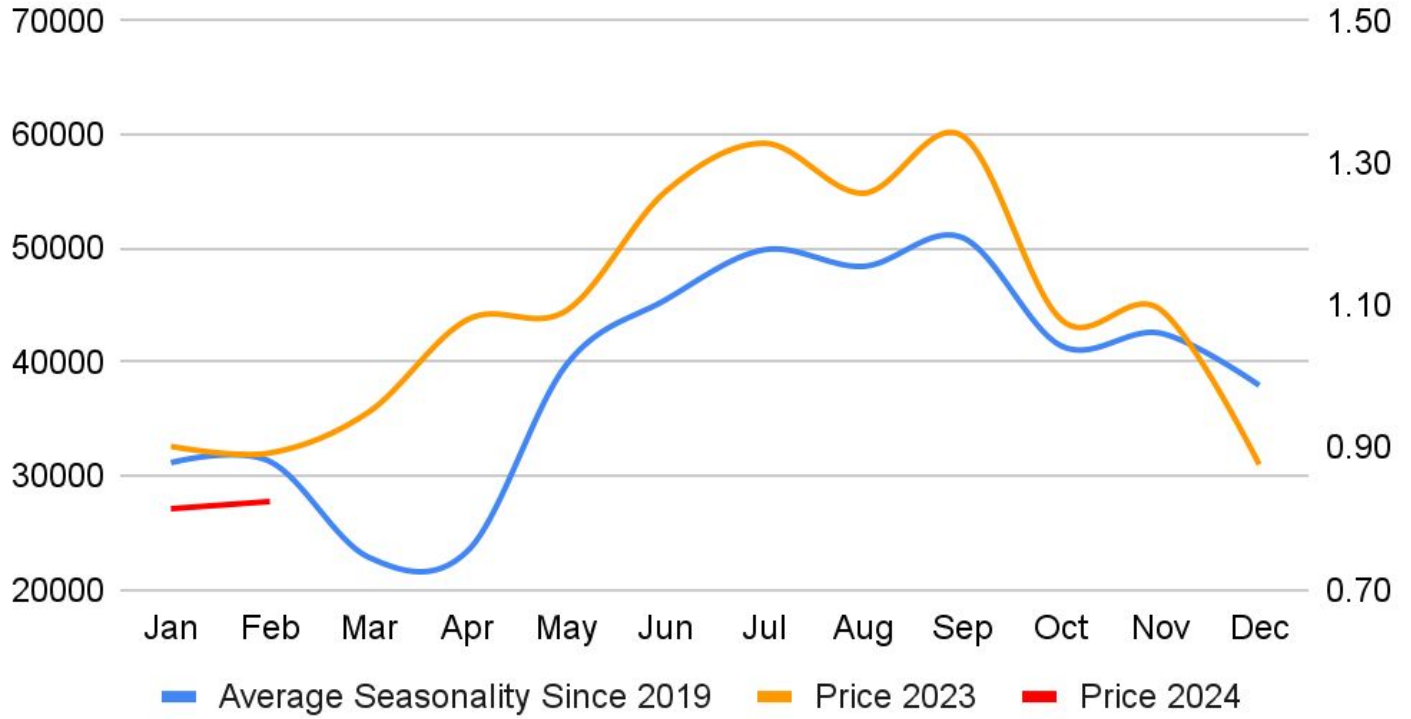
Production is likely to be dropped by about 14% Y-o-Y due to lower area under turmeric.

In Nizamabad, a major spot market, the price ended at 16735.3 Rupees dropped by -1.11 percent.

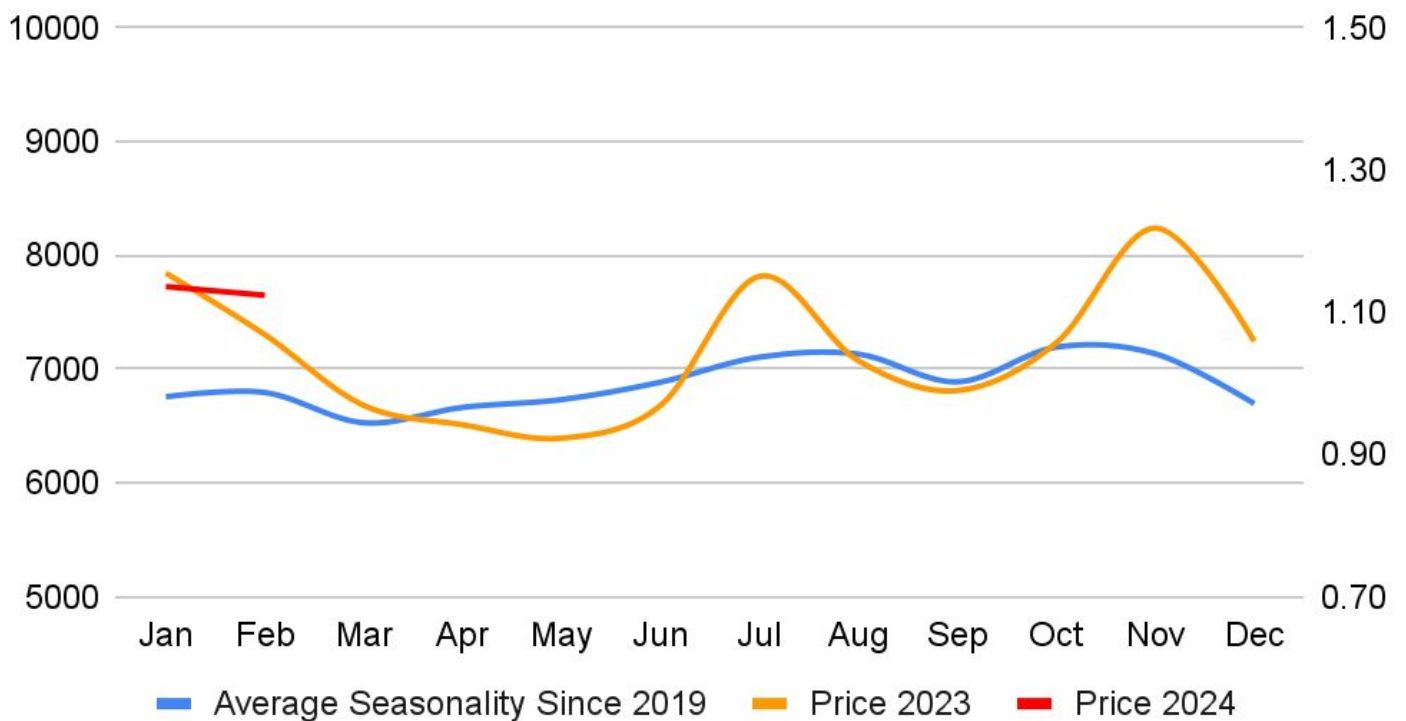
Trading Levels

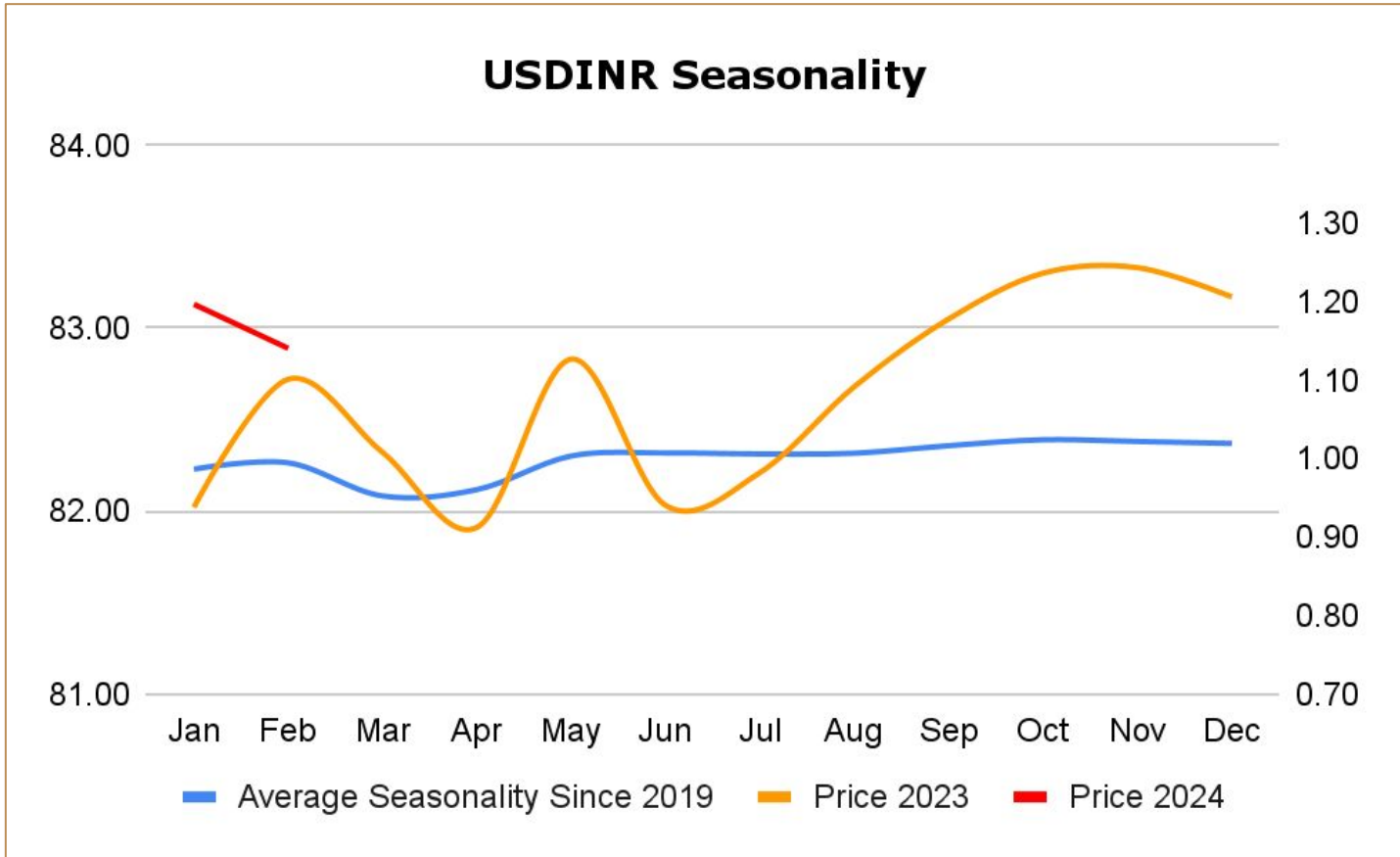
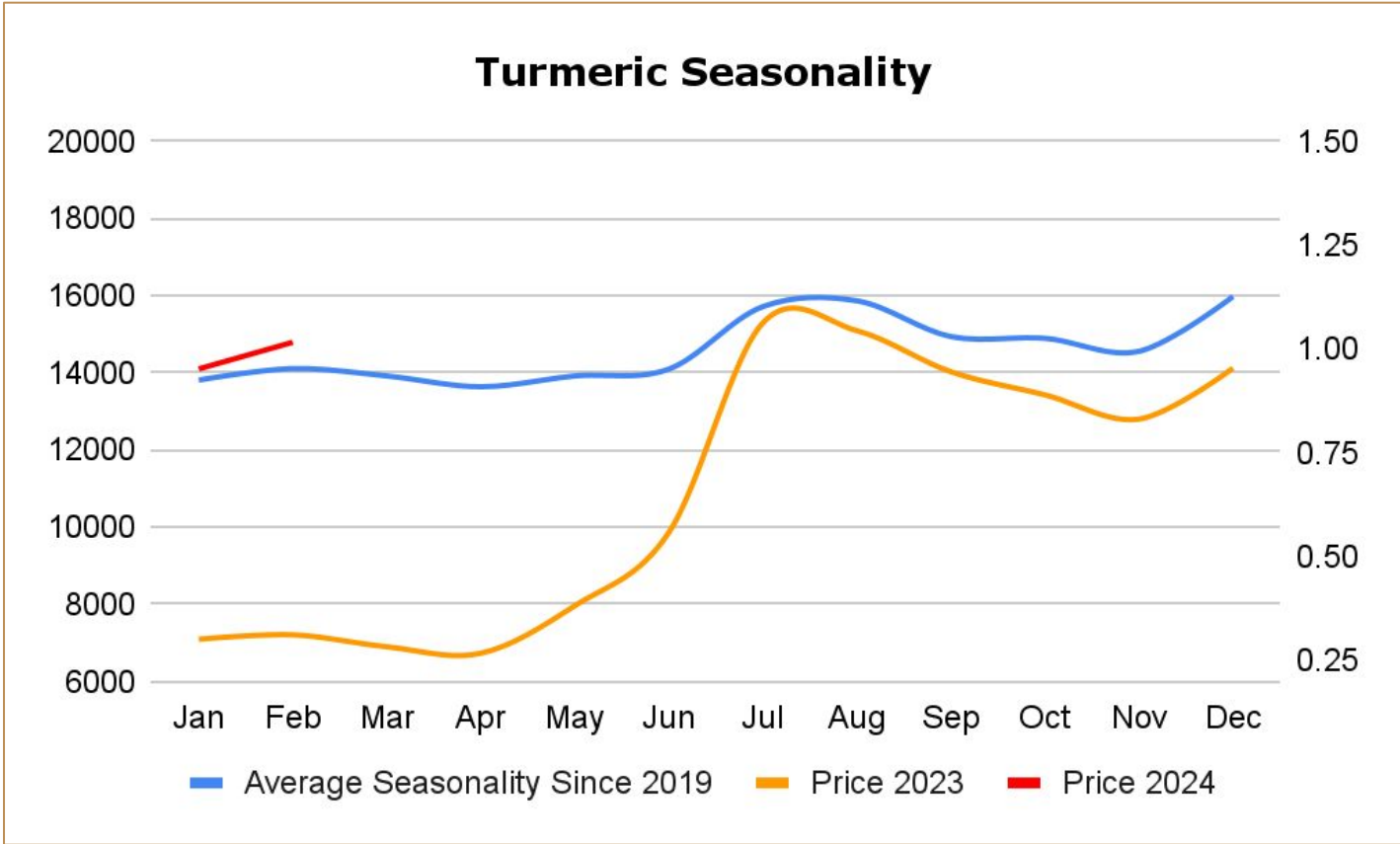
Commodity	Expiry	Close	R2	R1	PP	S1	S2
TURMERIC	19-Apr-24	18,744.00	19534.00	19138.00	18724.00	18328.00	17914.00
TURMERIC	20-Jun-24	18,942.00	19860.00	19400.00	19040.00	18580.00	18220.00

### Jeera Seasonality



### Dhaniya Seasonality





This Report is prepared and distributed by Kedia Stocks & Commodities Research Pvt Ltd. Our SEBI REGISTRATION NUMBER - INH000006156. for information purposes only. The recommendations, if any, made herein are expressions of views and/or opinions and should not be deemed or construed to be neither advice for the purpose of purchase or sale through KSCRPL nor any solicitation or offering of any investment /trading opportunity. These information/opinions/ views are not meant to serve as a professional investment guide for the readers. No action is solicited based upon the information provided herein. Recipients of this Report should rely on information/data arising out of their own investigations. Readers are advised to seek independent professional advice and arrive at an informed trading/investment decision before executing any trades or making any investments. This Report has been prepared on the basis of publicly available information, internally developed data and other sources believed by KSCRPL to be reliable. KSCRPL or its directors, employees, affiliates or representatives do not assume any responsibility for or warrant the accuracy, completeness, adequacy and reliability of such information/opinions/ views. While due care has been taken to ensure that the disclosures and opinions given are fair and reasonable, none of the directors, employees, affiliates or representatives of KSCRPL shall be liable for any direct, indirect, special, incidental, consequential, punitive or exemplary damages, including lost profits arising in any way whatsoever from the information/opinions/views contained in this Report. The possession, circulation and/or distribution of this Report may be restricted or regulated in certain jurisdictions by appropriate laws. No action has been or will be taken by KSCRPL in any jurisdiction (other than India), where any action for such purpose (s) is required. Accordingly, this Report shall not be possessed, circulated and/ or distributed in any such country or jurisdiction unless such action is in compliance with all applicable laws and regulations of such country or jurisdiction. KSCRPL requires such a recipient to inform himself about and to observe any restrictions at his own expense, without any liability to KSCRPL. Any dispute arising out of this Report shall be subject to the exclusive jurisdiction of the Courts in India.

## KEDIA ADVISORY

### KEDIA STOCKS & COMMODITIES RESEARCH PVT LTD

Mumbai, India

SEBI REGISTRATION NUMBER - INH000006156

For more details, please contact: +91 93234 06035 / 96195 51022

Email: [info@kediaadvisory.com](mailto:info@kediaadvisory.com)

Regd.Off.: 1, 2, 3 & 4, 1st Floor, Tulip Bldg, Flower Valley Complex, Khadakpada Circle,  
Kalyan-(W), Mumbai-421301